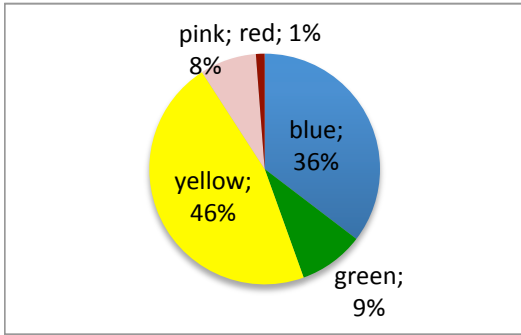


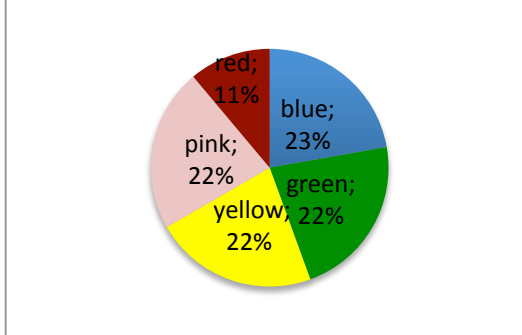
PE, Health Athletics
Enrollment for Spring 2013 as of 1/17/13

Kinesiology



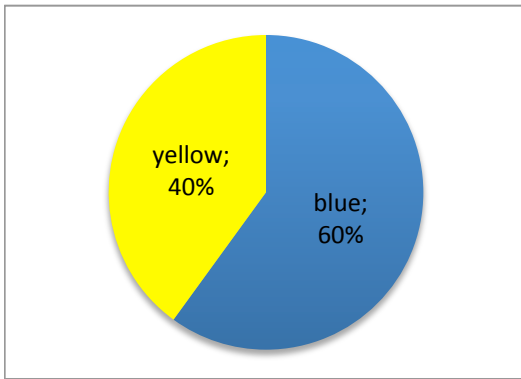
includes: PHED, ANAT, BIOL, CHEM, PHSI

Medical Assisting



includes: MEDA, HLTH, CAS, BUS, BIOL

EMT



blue = all sections of course have open seats
green = some sections open, some have waitlist
yellow = all sections have waitlist
pink = all have waitlist, some of waitlists are full (class closed)
red = all waitlists are full (all closed)