



# Spring 2026 Preliminary Fact Sheet

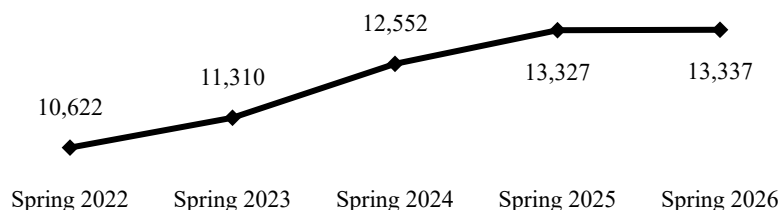
**Chabot College** | [www.chabotcollege.edu](http://www.chabotcollege.edu)

## Student Enrollment

Unduplicated Headcount	13,337
Full-Time Equivalent (FTES)	4,061*

\*From the CLPCCD Argos Tool, as of 04/28/2026 (no exclusions)

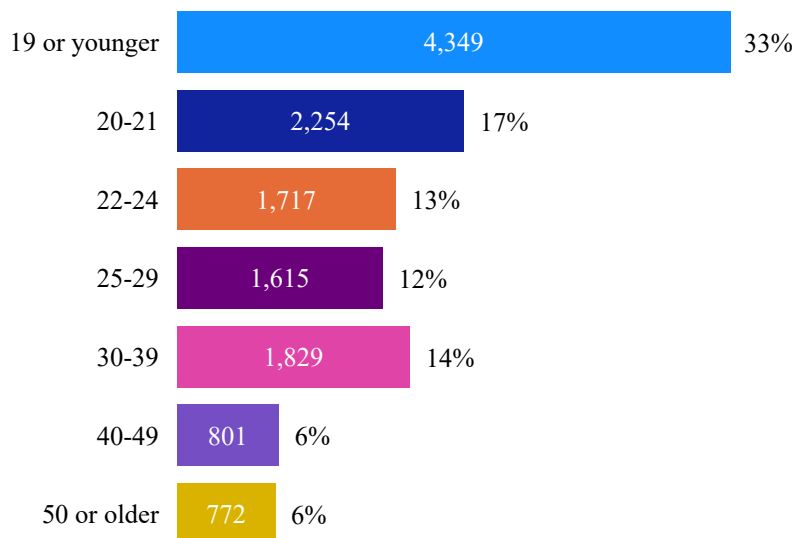
## Five-Year Trend (Headcount)



## Race-Ethnicity

African-American/Black	1,114	8.4%
Asian American	2,333	17.5%
Filipinx	835	6.3%
Latinx	6,018	45.1%
Multi-Racial	771	5.8%
Native American and Alaska Native	14	0.1%
Pacific Islander	189	1.4%
Unknown	375	2.8%
White	1,688	12.7%

## Age




## Low Income

Low Income*	5,421	41%
Other Students	7,916	59%

\*Low income was defined as receiving PELL and/or CAL Promise grants.

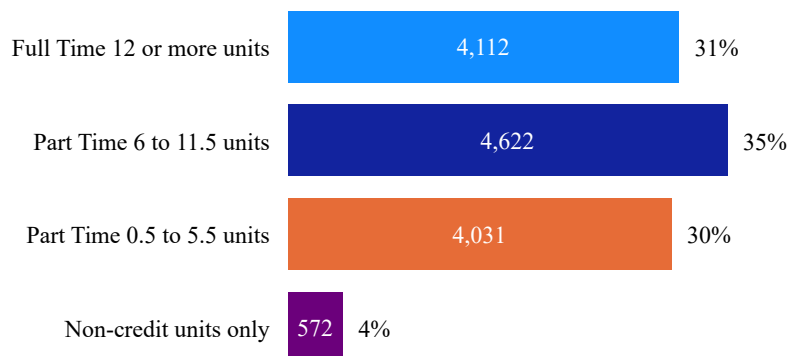
## Gender



## Citizenship

U.S. Citizen	11,623	87%
Permanent Resident	895	7%
Student Visa	113	1%
Other	706	5%

## Attendance Status



## Educational Goal

Transfer (with/without AA/AS)	5,977	45%
AA/AS Degree Only	1,281	10%
Job Training	2,743	21%
Personal Development	1,417	11%
Undecided	1,611	12%
Other/Unknown	308	2%

## First Generation

First Generation to attend College	5,168	45%
Parent w/ some college or BA/BS or Higher	6,415	55%

## Annual Enrollment (2024-2025)

Unduplicated Headcount (Sum 24, Fall 24 & Spr 25) **20,726**



# Spring 2026 Preliminary Fact Sheet

**Chabot College** | [www.chabotcollege.edu](http://www.chabotcollege.edu)

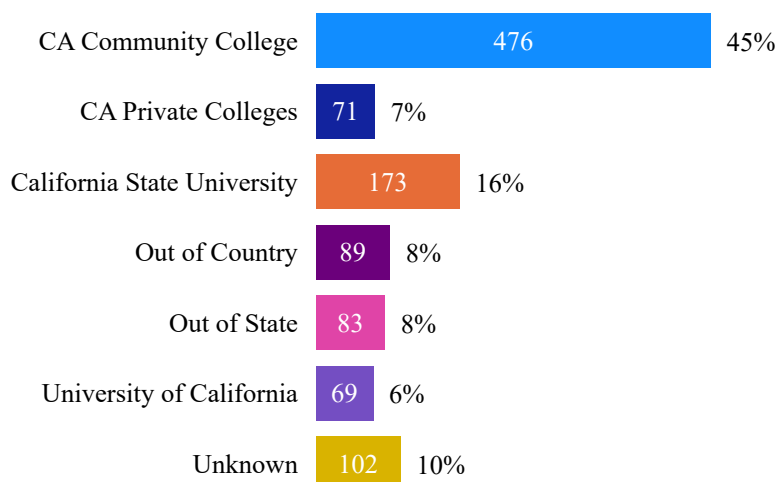
## Enrollment Status

First-Time Any College	549	4%
First-Time (prior HS-Coll Enrlmnt)	28	0%
First-Time Transfer	1,063	8%
Returning	1,149	9%
Continuing	9,272	70%
In High School	1,276	10%

## Residence

Hayward*	4,118	31%
San Leandro*	1,859	14%
Castro Valley*	982	7%
Oakland	978	7%
Union City*	712	5%
San Lorenzo*	641	5%
Fremont	520	4%
Tracy	266	2%
Livermore*	251	2%
Dublin*	230	2%
Pleasanton*	203	2%
San Ramon	166	1%
Newark	134	1%
Alameda	118	1%
San Jose	108	1%
Other	2,051	15%

## Transfer Students: Previous College



Note: \*Cities in the District include Castro Valley, Hayward, San Leandro, San Lorenzo, Union City, Dublin, Livermore, and Pleasanton.

## Official Residence (tuition purposes)

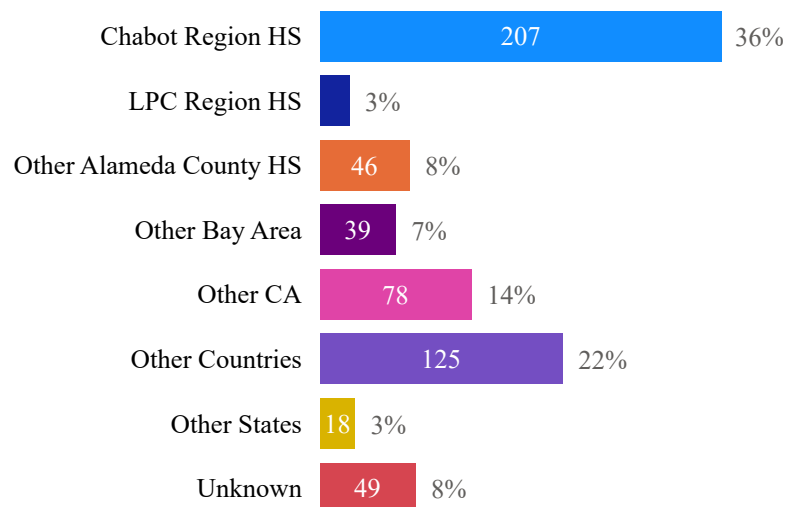
CA Resident/Waiver	12,672	95%
Out of State	599	4%
Foreign	64	0%

Note: "California Resident" category includes students who are exempt by law from paying non-resident tuition fees.

## Disability Status

Any Disability	950	7%
No Disability	12,387	93%

## High School Region for First-Time Any College Students



## First-Time Any College Students From Chabot High School Districts

