



# Spring 2025 Fact Sheet

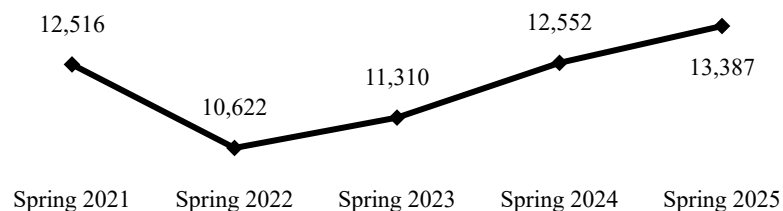
## Chabot College | [www.chabotcollege.edu](http://www.chabotcollege.edu)

### Student Enrollment

Unduplicated Headcount	13,387
Full-Time Equivalent (FTES)	4,261*

\*From the CLPCCD Argos Tool, as of 8/4/2025 (no exclusions)

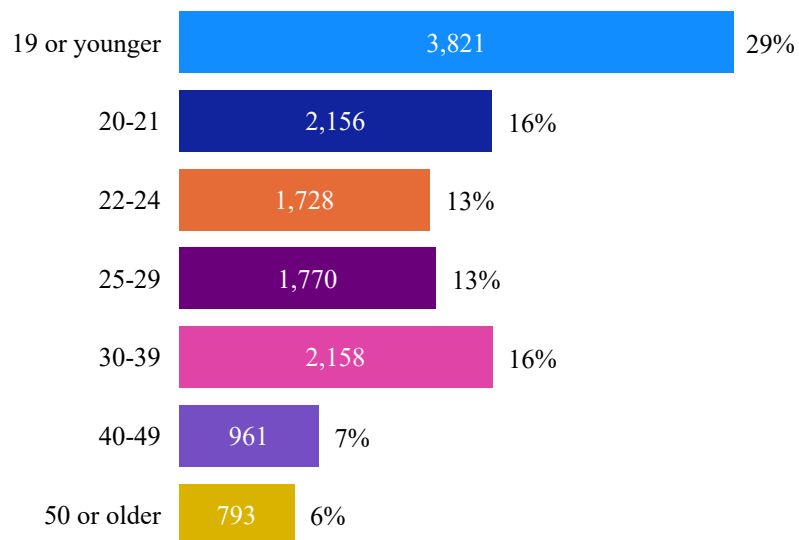
### Five-Year Trend (Headcount)



### Race-Ethnicity

African-American/Black	1,043	7.8%
Asian American	2,093	15.6%
Filipinx	823	6.1%
Latinx	5,819	43.5%
Multi-Racial	747	5.6%
Native American and Alaska Native	20	0.1%
Pacific Islander	163	1.2%
Unknown	351	2.6%
White	2,328	17.4%

### Age




### Low Income

Low Income*	5,647	42%
Other Students	7,740	58%

\*Low income was defined as receiving PELL and/or CAL Promise grants.

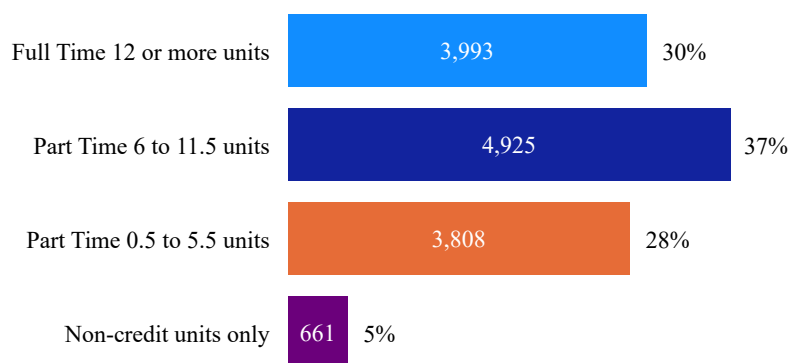
### Gender



### Citizenship

U.S. Citizen	11,851	89%
Permanent Resident	793	6%
Student Visa	102	1%
Other	641	5%

### Attendance Status



### Educational Goal

Transfer (with/without AA/AS)	6,212	46%
AA/AS Degree Only	1,319	10%
Job Training	2,850	21%
Personal Development	1,206	9%
Undecided	1,513	11%
Other/Unknown	287	2%

### First Generation

First Generation to attend College	5,502	46%
Parent w/ some college or BA/BS or Higher	6,415	54%

### Annual Enrollment (2024-2025)

Unduplicated Headcount (Sum 24, Fall 24 & Spr 25)	20,726
---	--------

Source: Chabot-Las Positas Institutional Research Dataset, Spring 2025 Final Count 8/4/2025



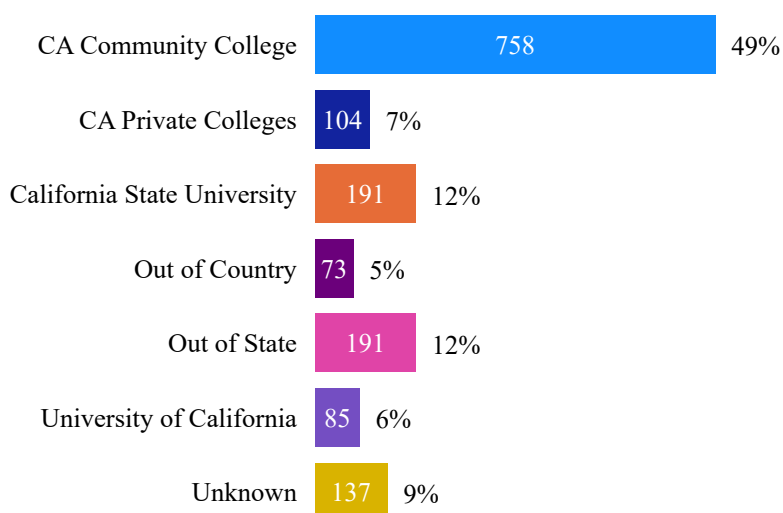
# Spring 2025 Fact Sheet

## Chabot College | [www.chabotcollege.edu](http://www.chabotcollege.edu)

### Student Type

First-Time Any College	607	5%
First-Time (prior HS-Coll Enrlmnt)	36	0%
First-Time Transfer	1,539	11%
Returning	1,296	10%
Continuing	9,026	67%
In High School	883	7%

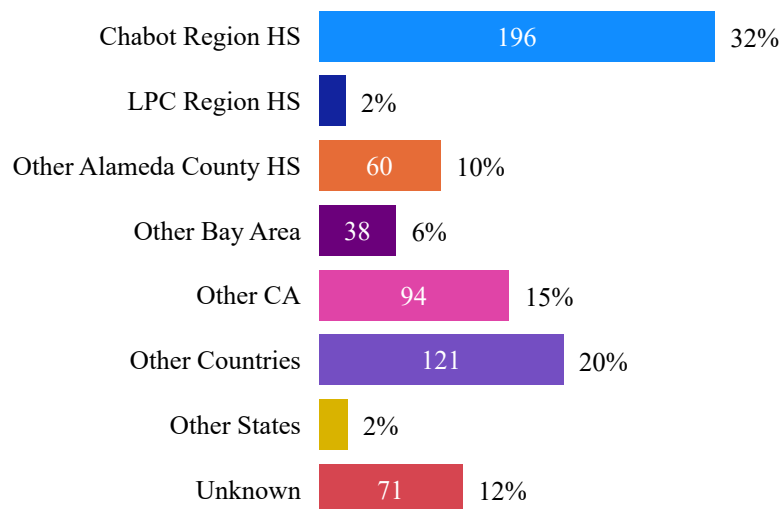
### Transfer Students: Previous College



### Disability Status

Any Disability	874	7%
No Disability	12,513	93%

### High School Region for First-Time Any College Students



### Residence

Hayward*	4,222	32%
San Leandro*	1,744	13%
Oakland	913	7%
Castro Valley*	897	7%
Union City*	682	5%
San Lorenzo*	614	5%
Fremont	507	4%
Livermore*	262	2%
Tracy	224	2%
Dublin*	206	2%
Pleasanton*	204	2%
San Jose	177	1%
Newark	146	1%
San Ramon	140	1%
San Diego	110	1%
Alameda	101	1%
Other	2,238	17%

Note: \*Cities in the District include Castro Valley, Hayward, San Leandro, San Lorenzo, Union City, Dublin, Livermore, and Pleasanton.

### Official Residence (tuition purposes)

CA Resident/Waiver	12,805	96%
Out of State	450	3%
Foreign	132	1%

Note: "California Resident" category includes students who are exempt by law from paying non-resident tuition fees.

### First-Time Any College Students From Chabot High School Districts

