



Spring 2024 Fact Sheet

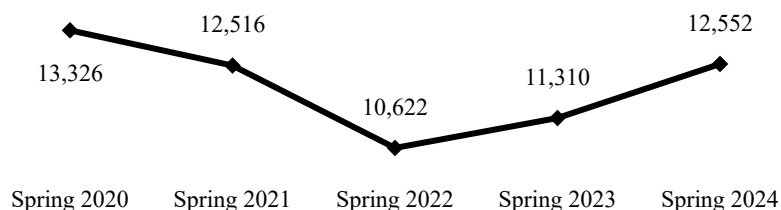
Chabot College | www.chabotcollege.edu

Student Enrollment

Unduplicated Headcount	12,552
Full-Time Equivalent (FTES)	4,030*

*From the CLPCCD Argos Tool, as of 09/24/2024 (no exclusions)

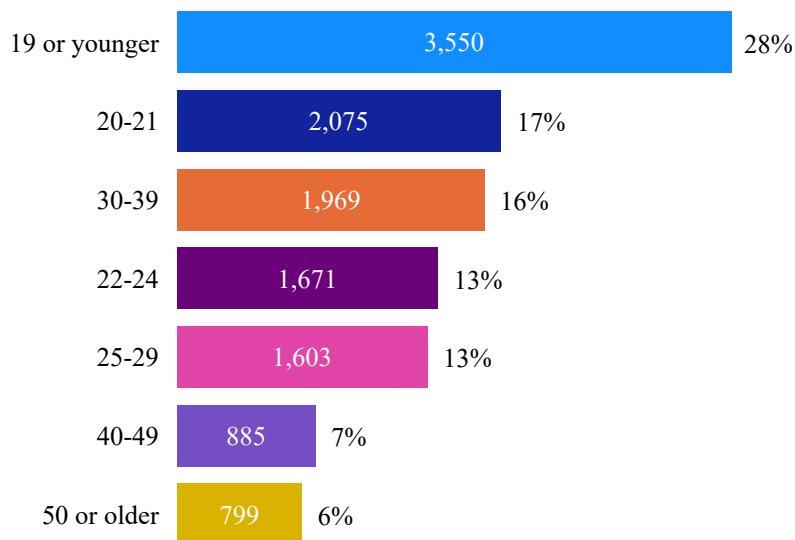
Five-Year Trend (Headcount)



Race-Ethnicity

African-American/Black	1,028	8.2%
Asian American	2,057	16.4%
Filipinx	793	6.3%
Latinx	5,395	43.0%
Multi-Racial	738	5.9%
Native American and Alaska Native	29	0.2%
Pacific Islander	160	1.3%
Unknown	340	2.7%
White	2,012	16.0%

Age

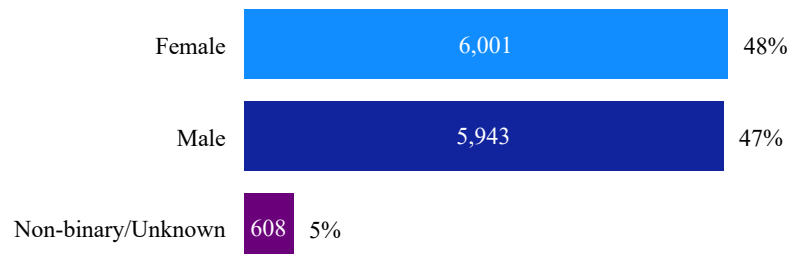


Low Income

Low Income*	5,051	40%
Other Students	7,501	60%

*Low income was defined as receiving PELL and/or CAL Promise grants.

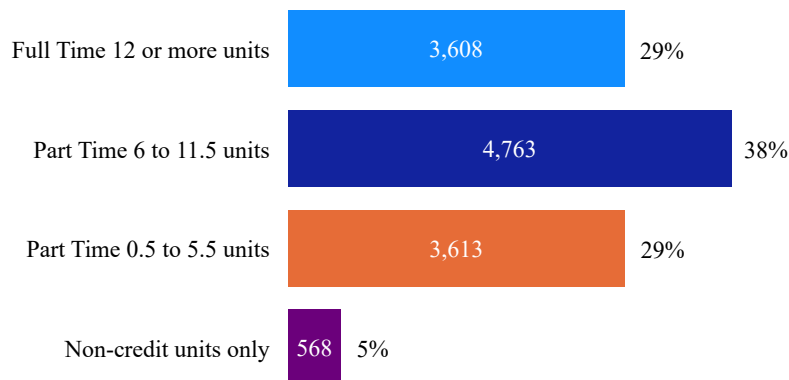
Gender



Citizenship

U.S. Citizen	11,095	88%
Permanent Resident	808	6%
Student Visa	76	1%
Other	573	5%

Attendance Status



Educational Goal

Transfer (with/without AA/AS)	5,909	47%
AA/AS Degree Only	996	8%
Job Training	2,756	22%
Personal Development	1,089	9%
Undecided	1,522	12%
Other/Unknown	280	2%

First Generation

First Generation to attend College	5,046	45%
Parent w/ some college or BA/BS or Higher	6,195	55%

Annual Enrollment (2023-2024)

Unduplicated Headcount (Sum 23, Fall 23 & Spr 24) **19,636**



Spring 2024 Fact Sheet

Chabot College | www.chabotcollege.edu

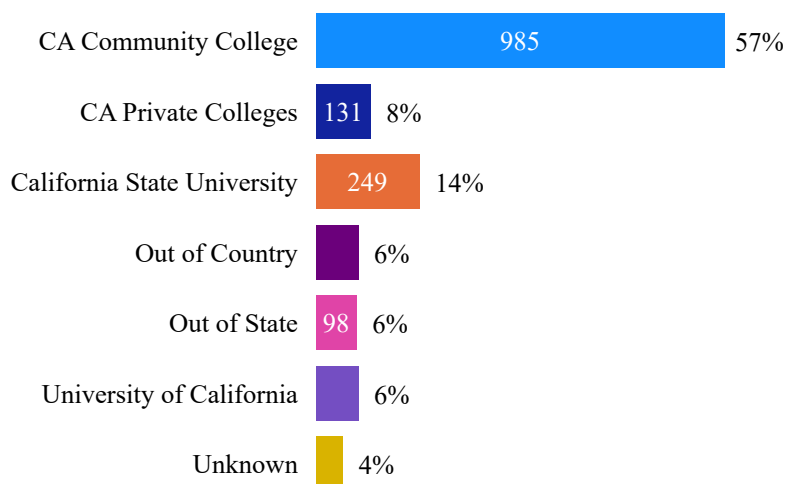
Enrollment Status

First time any college	1,059	8%
First time transfer	990	8%
Returning transfer	742	6%
Returning	1	0%
Continuing	8,904	71%
In High School	856	7%

Residence

Hayward*	3,957	32%
San Leandro*	1,590	13%
Castro Valley*	872	7%
Oakland	852	7%
Union City*	668	5%
San Lorenzo*	601	5%
Fremont	448	4%
Dublin*	229	2%
Livermore*	224	2%
Tracy	174	1%
Pleasanton*	152	1%
Newark	128	1%
San Jose	127	1%
San Ramon	119	1%
San Diego	115	1%
Alameda	101	1%
Other	2,195	17%

Transfer Students: Previous College



Note: *Cities in the District include Castro Valley, Hayward, San Leandro, San Lorenzo, Union City, Dublin, Livermore, and Pleasanton.

Official Residence (tuition purposes)

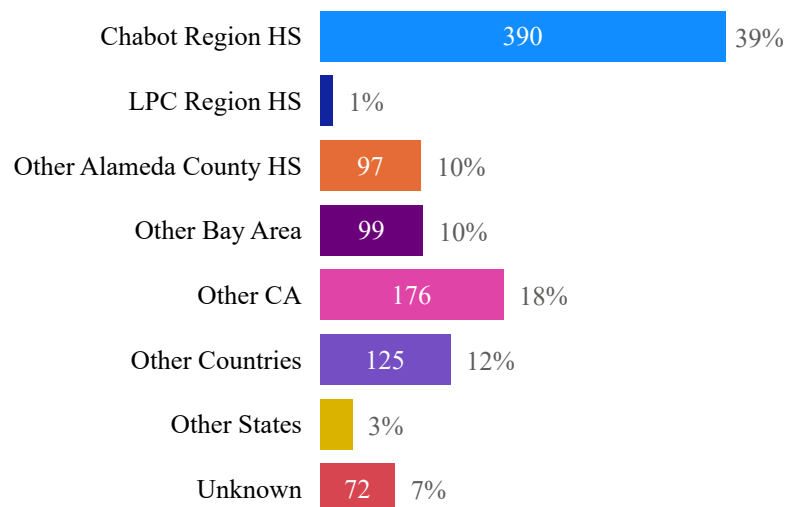
CA Resident/Waiver	12,045	96%
Out of State	294	2%
Foreign	213	2%

Note: "California Resident" category includes students who are exempt by law from paying non-resident tuition fees.

Disability Status

Any Disability	830	7%
No Disability	11,722	93%

High School Region for First-Time Any College Students



First-Time Any College Students From Chabot High School Districts

